

Newsletter – Spring Term



Wistaston Academy
Primary and Nursery School
Together We Learn • Together We Achieve

This Week's Events

Date	Event
Monday 25 th January	PE with Mrs Adamczyk live at 9:30am
Tuesday 26 th January	
Wednesday 27 th January	PE with Mrs Adamczyk- FANCY DRESS SPECIAL live at 9:30am
Thursday 28 st January	PE with Mrs Adamczyk live at 9:30am
Friday 29 th January	
Advanced Notice:	
Polite Notice:	Please note the school office opens at 8.30am each morning and is manned until 4.30pm. Before and after these times, there will be no access to the Main Reception area.

[Oak National Academy- lessons now data free](#)

You may have seen that your child's class teacher is using learning resources from the Oak National Academy online. Mobile networks are going to make online education resource Oak National Academy free to access until schools reopen.

Mobile customers with O2, Three, Vodafone, EE, BT, Virgin, Sky and Plusnet will be able to browse the site even if they are out of data. The telecoms firms have yet to confirm exactly when the free data access will begin, with the exception of BT which said it would be by the end of January.



[Weekly drop-off and collection of work](#)

It's been brilliant to see all the hard work that the children have been doing since we went into Lockdown in January. Just a reminder to please pick up new work and drop off old work on Monday mornings. It is really important that the children keep up-to-date with their learning. We appreciate the many difficulties parents/carers are facing, whilst the children are off school, so please talk to your child's class teacher if you need support with your child's learning at home.

Cheshire East Autism Team are holding their monthly coffee morning virtually with Janet Threader (Family Liaison Officer) supporting.



Online Support Groups and Activities in January

**Wednesday 13th January - Parent Carer Coffee Morning
9.30 - 11.30 am on Microsoft Teams**

**Monday 18th January - Carers Evening Support Group
6.30 pm on Zoom**

**Thursday 21st January - Carers Support Group
10.30am - 12.30 pm on Zoom**

**Wednesday 27th January - Planning for the Future
Talk for Carers by Diane Browczuk from Ambience Care on
your options if you feel you can no longer for someone
without support. 1.00pm on Zoom**

**We will also be live in our Facebook Group "CWCT Cheshire
East Carers Support" every Friday at 10.00am**

<https://www.facebook.com/groups/cheshireeastcarers>

**Please book and access meeting links by emailing
cheshireeast@cheshireandwarringtoncarers.org or
calling/texting 07593782615**

PE with Mrs Adamczyk



PE with Mrs Adamczyk is now live on our school YouTube channel

<https://www.youtube.com/watch?v=DvslwU56yz8>

as well as Facebook. Join us at 9:30am on Monday's, Wednesday's and Thursday's. We'd love to see photos of your children taking part in our live workouts. Please send them to pe@wistastonacademytrust.co.uk

The Hub: Enjoying the snow


The Hub children got very excited about the arrival of the snow this week. They took no time at all to get their coats on, go outside and start playing in it!



Reception home learning

We have been astounded by the home learning posts on Tapestry and Class Dojo. It has been wonderful to see the children keeping active and enjoying their home learning activities. Here are a few examples from this week...





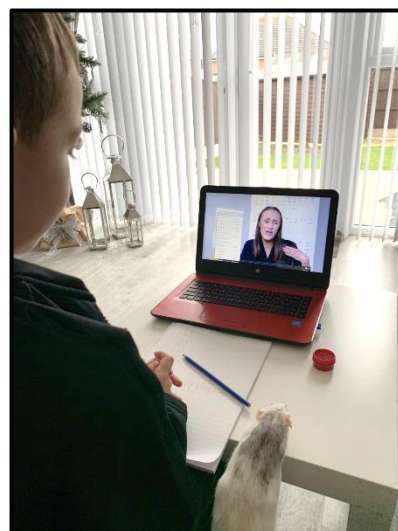
Year 1 home learning

We are so proud of the hard work that we are seeing from Year 1 at home. We have continued our Toy topic and we were very lucky to have Mrs Dewsbury share photos of toys that she used to play with – she even showed us her teddy bear! Some of the children have even built their own toy shop or museum at home. We are continuing to try our best with our Maths and RWI work too.




Year 2 Home Learning

We have had another busy week of home learning in Year 2. The children have been working fantastically hard, and we are so proud. They have started multiplication in maths and continued with their Read Write Inc lessons and topic work on China. Well done, Year 2!



Year 3 Home Learning


We have had another great week of home learning in Year 3. In Literacy, we wrote our non-chronological reports on badgers and in Science we learned how water is transported through plants using food colouring. Take a look at some of our children's hard work. Well done Year 3!



Year 4 home learning

We have seen some fantastic work at home and in school this week. Here are some of the fact-files the children created about rivers in the world. Well done Year 4.


All about Rivers




Rivers weren't always a big stream. They started off as tiny streams. The River gets its source from the mouth its like never ends! The longest river is the River Nile. Its Always full of fresh water.

Amazon River
The Length Of the Amazon River is 6,516 kilometers (4,048 miles) is the second most longest river in the world. Lots of Animals go there to get drinks every and each day its home to alot of creatures including River Dolphin and A black piranha.

The Colorado River
Its in the United States in the Southwest and Mexico/Northern Its 1,450 miles long and its 85 feet deep/many people visit it.



River: Amazon



Location: South America

Size: 7000 miles long

Importance of the river:
Gives water for farming and food
Gives home for animals.

Interesting fact:
Responsible for a fifth of the fresh water that reaches the ocean
More than 2000 different species live here.


All about Rivers



The Volga river is the longest river in Europe. The mouth of the Volga river is at the Caspian Sea.


The Volga river is almost 2300 miles long and runs through over 20 different major towns and cities within Russia. The river gets a lot of waste from industrial companies and has had over 25 million pounds spent on it to try and clean it up. The river alone is said to bring in around 10% of all of Russia's tourism.

If you look at the river on a map, you can see it meander in the countryside and in the towns. A meandering river looks like a squiggly line in the country.



VOLGA

River: The Volga



Location: Africa

Size: 2,252 miles

Importance of the river:
Is that it is the most reliable and used for farming/transport
Supply water and electricity to the people and the city.

Interesting fact:
Did you know that the mouth of the river is the most available is the most available sea.

Year 5 home learning

Over the past two weeks, Year 5 have been busy preparing to write a setting description. Mrs Taylor and Miss Aldridge are so impressed with the effort and patience they have shown and as such are very proud of everyone's efforts. We hope you enjoy reading them. Well done Year 5.

Setting description

Spirals of shadow-like smoke, covered the burnt-orange sky with pollution. Stacking high, the rubbish merged into a river of chaos. It was another boring day in hell. Aimlessly scattered around the junkyard, were a plethora of old, unwanted objects. Some were rusty, some were broken but all were interesting to Tim. Screaming and screeching, fierce birds desperately foraged for their next small meal. The junkyard only ever had any visitors. It was a sad sight, yet it was a place that Tim went to more than any other; it was the place Tim called home.

The river

Clouds of smoke, which were as thick as a milkshake, billowed through the air. Chimneys which towered over the city, were spitting out pollution. The wind whirled through the rusty, unwanted items in the junkyard. The rubbish dump produced an unpleasant smell for miles and miles. Buried within the sand floor there was a picture of the pollution-free city with crystal blue sky. Insects looking like pliers were crawling all around the yard. Little Tim called this sad place home.


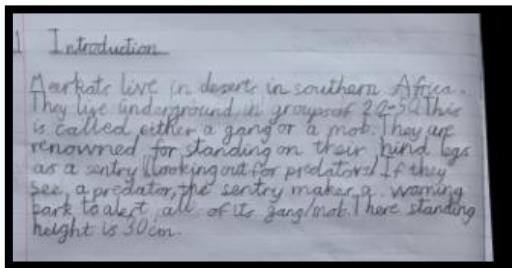
Setting description

Caughing clouds polluted the air, creating silhouettes below. Mountains of trash overlapped each other, producing a wall of mayhem. It's another boring day at ugly-ville. Carelessly scattered were a plethora of disheveled objects. Some were rusty, some were fractured but they all meant a lot to Tim. Squabbling and screaming, were dangerous birds frantically hunting for their next meal. The junkyard rarely received any visitors due to the stench it emitted. It was another depressing place, yet it was the place Tim loved the most; it was his home.

Year 6

All of the Year 6 team have been so impressed with how children are engaging with their learning. We have seen everything, from snowmen to decorative cards, from excellent writing to accurate maths calculations. Keep up the great work!

Here is learning from Corey, Kai and Harley respectively.



Divide by 10, 100 and 1,000

1 Complete the calculations and sentences.
Use place value counters to help you.

Th	H	T	O	Tth	Hth
		●●			

a) $140 \div 10 = \boxed{14.0}$
When the number is divided by 10 the counters move **1** place to the right.

b) $140 \div 100 = \boxed{1.40}$
When the number is divided by 100 the counters move **2** places to the right.

c) $140 \div 1,000 = \boxed{0.140}$
When the number is divided by 1,000 the counters move **3** places to the right.

2 Complete the diagram.

43	$\div 10 \rightarrow$	4.3	$\div 10 \rightarrow$	0.43
----	-----------------------	-----	-----------------------	------

3 Draw counters to represent the calculations.

H	T	O	Tth	Hth	Thth
123 $\div 1$					
	●●●				
123 $\div 10$					
	●	●●●			
123 $\div 100$					
		●	●●●		
123 $\div 1,000$					
			●	●●●	

b) Complete the calculations.

$123 \div 1 =$	$\boxed{123}$
$123 \div 10 =$	$\boxed{12.3}$
$123 \div 100 =$	$\boxed{1.23}$
$123 \div 1,000 =$	$\boxed{0.123}$