

# Newsletter 4 – Autumn 1



Wistaston Academy  
Primary and Nursery School  
Together We Learn • Together We Achieve

## This Week's Events


Date	School Events	International Events
Monday		
Tuesday		
Wednesday		
Thursday		
Friday		
<b>Advanced Notice:</b>		
<b>Polite Notice:</b>	<b>Please note the school office opens at 8.30am each morning and is manned until 4.30pm. Before and after these times, there will be no access to the Main Reception area.</b>	

**KS1: Katelyn (1B), Noah (2A), Shaquille (2B)**

**KS2: 3A: Archie S (3A), Lena (3B), Sam. H (5A), Tamera (5B), Aurora (6A), Laylen (6B), Adam (4B)**

### Nursery

We have been looking at different colours in Nursery. We have looked at red, blue and yellow. First, we have looked and named different yellow items. Next, we went on a yellow item hunt around the Nursery. Then, we have enjoyed playing with yellow playdough and other yellow items in Nursery!



### Reception

This week we have been matching in maths. We were able to say why the items matched by using the vocabulary 'same' and 'different'.



## The Hubs

Well what an exciting week we've had in the Hubs after finally moving into our wonderful new building! The children are enjoying their classrooms with lots of light and plenty of space to learn and play. They have a new designated area for Sensory Circuits and the most amazing custom-made Sensory Room to relax in. Over the coming weeks the building will be completed along with a large outdoor playground for the children to take their breacktimes and PE lessons in. We're all thrilled and feel very lucky at the facilities we now have at our disposal.



### Year 1

As part of our learning in maths this week, we went outside to collect a number of natural materials, which we later compared using the language of 'less than', 'greater than' and 'equal to'.



### Year 2

This week, Year 2 had a fantastic day at Thurstaston beach. They took part in activities, such as mud-dipping, and found out all about the habitats and creatures that live there. We also made sand sculptures and found out about coastal features.



### Year 3

Year 3 had lots of fun in science exploring soil. In it, they found, rocks, leaves and even worms in!




## Year 4

Year 4 had lots of fun in science exploring the concept of pitch. We played different musical instruments and discussed the amplitude and the pitch of each one. At the end, we composed our very own musical pieces!






## Year 5

The Bible talks about God trying to make humanity perfect, to live in friendship with God. We explored this through a science experiment in RE today. Firstly, the children created a representation of a crucifix using lollipop sticks and an elastic band. Once this was together, we filled a glass with water and added iodine to represent people's sins by making the water dirty. We then stuck crystals to the crucifix which, when added to the water, turned the dirty water clear again. This showed how a friendship with God could be mended and how sins are forgiven.



## Year 6

Year 6 have been working incredibly hard over the past couple of weeks on their addition and subtraction skills. Children have used formal written methods to answer questions and have applied their knowledge of these operations to reasoning and problem-solving questions.



## Dogs Trust

Last week we had a special visit from Bethan and her dog Molly from Dogs Trust. Bethan came to visit all of our children from Reception to Year 6 as well as a few of our Hub children. They took part in workshops and also had an assembly focusing on how to be safe around dogs.

# Be Dog Smart

## How to say hello to a dog...

It's important to remember that not all dogs will want to be stroked

- 1** Approach slowly, calmly and quietly from the side of the dog.  
Stay further than arm's reach away from the dog.
- 2** Ask the owner if it is okay to stroke their dog. Wait for the owner to respond.  
**If the owner says 'no':**  
Move away calmly and quietly.  
**If the owner says 'yes':**  
Stand at the side of the dog calmly and quietly.  
Keep your arms by your sides.  
Say 'hello' quietly.  
Wait for the dog to approach you.
- 3** **If the dog does not approach you:**  
Move away calmly and quietly.  
**If the dog approaches you (and remains there):**  
Stay at the dog's side.  
Stroke them along their side or shoulder.  
Stroke slowly and gently in the direction of their fur.
- 4** **If the dog moves away at any point:**  
Move away calmly and quietly.

We hope they were able to share some important information with you at home but if you need some further advice or support, visit



## Art News

### Focus on Year 4

In Year 4, we have been exploring the incredible urban landscapes of Ian Murphy and have really challenged ourselves to emulate his style. We have started by really focusing on our observational drawing skills, looking for the dark shadows and highlights to draw 3D elements of buildings. Our work has been excellent so far!



## PE News

Next week is 'Walk to School Week', week commencing 30<sup>th</sup> September. We would love to see as many children as possible walking, cycling and travelling on their scooters to school. If you normally drive to school, what about parking a bit further away from school this week and walking part of the way?



For every day your child is active travelling to school this week and next week they will receive an achievement mark on Arbor, which you will be able to see on your school gateway.

Remember to leave your bikes and scooters by the bike shed at the front of the school!

*School will not accept any responsibility for bikes which are left unlocked.*

## Picture News

Every week in assembly we share the Picture News image and question with the children. This resource helps children to learn about the world around us, whilst linking to British Values and supporting pupil's personal development.

We hope this enables you to have an interesting conversation at home with your child.



## In the news this week

The UK's first teacherless classroom, using AI (artificial intelligence) instead of human teachers, has opened. David Game College, a school in London, began its new course for twenty GCSE pupils in September. The pupils will learn using both AI platforms on their computers and VR (virtual reality) headsets.

### Things to talk about at home ...

- > What do you imagine it would be like to learn without a teacher? What difficulties do you think might arise? What do you believe the benefits could be?
- > What qualities do you think make a good teacher? Ask others at home. Do you agree on all of the qualities?

Please note any interesting thoughts or comments

Share your thoughts and read the opinions of others

[www.picture-news.co.uk/discuss](http://www.picture-news.co.uk/discuss)





## Maths News

If your child is in Reception or KS1, they will have access to an app called **Numbots**. If your child is in KS2 they will have access to an app called **Times Table Rocks Stars (TTRS)**.

Logging on for just a few minutes each day will make a massive difference to their basic number/times tables skills.

Check out the dedicated TTRS website for parents to answer any questions

<https://trockstars.com/parents/>

Remember to check that your child is playing on the latest version of the app/website. Check on the app store or visit [play.trockstars.com/reset](http://play.trockstars.com/reset) to load the latest version to your device's browser.

# NUMBOTS



# Apply online for a school place

It's quick and easy

If you are a parent resident in Cheshire East, with a child born between 1 September 2020 and 31 August 2021, your child will be due to start primary school in September 2025.

If you do not have web access

call **0300 123 5012**

You can apply from  
1st September 2024 at  
[www.cheshireeast.gov.uk/  
schooladmissions](http://www.cheshireeast.gov.uk/schooladmissions)

Applications should be submitted by

31st October 2024 for secondary

15th January 2025 for primary

Late applications may be disadvantaged

**Cheshire East**  
Council

