

# Newsletter 9 – Autumn Term



Wistaston Academy  
Primary and Nursery School  
Together We Learn • Together We Achieve

## This Week's Events

Date	School Events	International Events
Monday 14 <sup>th</sup> November	Odd sock day for Anti-Bullying week. Before school Y3-6 Dodgeball club Y1 & 2 Gymnastics lunchtime club Games for all event at South Cheshire College – 10am till 12pm Year 3 – 6 Basketball Club Year 1 & 2 Football Club	
Tuesday 15 <sup>th</sup> November	Before school Y3-6 Dodgeball club Y5 & 6 Gymnastics lunchtime club <b>Y6 Swimming – (Swimming Kit/Towel/goggles needed)</b> Y3 & 4 Football Club Y3-6 Athletics Club Y3 – 6 Sewing After school club	
Wednesday 16 <sup>th</sup> November	Before school Y3-6 Dodgeball club	
Thursday 17 <sup>th</sup> November	Before school Y3-6 Dodgeball club Year 3 – 6 Dodgeball Club KS2 Dodgeball competition at Shavington Academy – 3:30pm till 5:30pm	
Friday 18 <sup>th</sup> November	Before school Y3-6 Dodgeball club Year 5 & 6 Football Club Year 1 & 2 Multi Sports Club EFL Kids Cup at Crewe Soccer Centre – 10am till 12pm	
<b>Advanced Notice:</b>	22 <sup>nd</sup> November – Indoor Sportshall Athletics Competition at Shavington Academy	
<b>Polite Notice:</b>	<b>Please note the school office opens at 8.30am each morning and is manned until 4.30pm. Before and after these times, there will be no access to the Main Reception area.</b>	

### We are Brilliant Winners

**KS1: Harley-Jack (1A), Ahmed (1B), Maja (2A)**

**KS2: Skye (5B), Raven (3B), Jenson (3A), Ben (4B), Charley (6B), Landon (6A)**

### The Hub

Thursday 10<sup>th</sup> November was World Science Day, and The Hub celebrated this by exploring diffusion. The children used pipettes to drop ink onto filter paper, then watched how the colours moved around.

On some filter papers the different inks began to mix together and create new colours which the children got very excited about!



### Nursery

Last week the Nursery children had a special visit from Book Start Bear. The children were very excited and enjoyed singing some of their favourite songs and dancing with him. We then listened to some lovely stories and discussed the different characters and what they were doing in the story. The children are very much looking forward to another visit from Book Start Bear in the future!



## Reception

This week Reception have visited Queen's Park as part of our topic 'Wild Wonderful Crewe'. We have been learning all about Autumn over the last week and we loved seeing that lots of the trees have changed from green to various shades of red, yellow and orange. We learnt about how Queen's Park has changed over the years, learning the language of 'then' and 'now'. We made our own natural art using loose parts we found around the park such as leaves, twigs and conkers.



## Year 1

This week Year 1 have been reading the story Naughty Bus and this has inspired them to create some different art. They created an abstract London Skyline and painted their own bus in the style of Hundertwasser.





## Year 2

As part of their topic 'Houses and Homes' Year 2 planned a route around the local area to see what houses there are in the local area.




## Year 3

Chip Kendall joined Year 3 today to talk about the importance of communities. Many of us remembered Chip and Tim, who together taught us a song called 'Love where you live'. Along with the song, we talked about what communities are and what they offer to enrich our lives. There were some very exciting songs to move to and a game of 'Human Bop It' to finish the fun! Listen and practise along with Tim on You Tube – searching using the words 'Love where you live Tim' or following the link <https://youtu.be/RDtMuORiS5A>



## Year 4

Last week, Year 4 were introduced to our new story type of “Finding Stories” with a real mystery to solve! We came upon some suspicious sand trays. Upon further inspection and exploration, we uncovered some very strange objects. We used our powers of inference to consider who these could belong to, how they link, what they could be used for and what powers they could have. Some of us thought perhaps this treasure haul belonged to a shadowed character and that they might come to get it back. We used this to explore the feelings that we had around finding, discovering and then returning this amazing treasure. This week we have built on this to create some wonderful writing for our dramatic, mysterious stories!



## Year 5

This week, the children enjoyed an RE and music session with our Arts Patron, Chip Kendall. They performed the song ‘Love where you live’ and explored the value and importance of community.





## Year 6

Last Friday, Year 6 spent some time Buddy Reading with children in Year 1. As you can see from the pictures, the children thoroughly enjoyed their special time together. They can't wait to do it again.



## Art News

### Artsmark Celebration Week!

Wow! What an incredible week we have had!

We certainly celebrated the arts in school this week and what a joy it was to share it with all of you during our exhibition at Parents' Evening. Here are some of the highlights of our week:



Our children's artwork in the Exhibition.








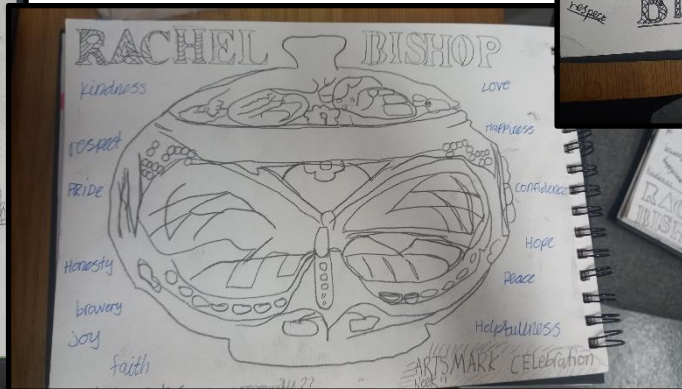

Many of you gave your opinions in our vox-pop booth!



We had lots of art going on all week!



We learned about our Arts Patron,  
Rachel Bishop.







We made poppies for our Remembrance Day wreath for the fence.



Our school council created wreath for the Remembrance Day Parade in Crewe town centre.

We had fabulous sessions with our Arts Patron, Chip Kendall, learning his song: "Love where you live", which linked with our theme for the week: "Community".

Year 5 also recorded a song with our other Arts Patron, Tim Uffindell!



We even had a visit from the **National Arts Council** who were absolutely blown away by the fantastic artwork our children have created, how creativity is embedded in everything we do and by how lovely our children were! We are so proud of you all and the energy you all bring to art in school! Here is a link to see how the Arts Council tweeted about us:

<https://twitter.com/Artsmarkaward/status/1589966036236804097?s=20&t=IQJVNqp9lcoyl0bloAcLJQ>

or scan this QR code:



More happened than we can fit in here!

Thank you to all who took part this week. What a celebration we have had! We would love to hear your feedback about art in school too – so please share your thoughts with us. 😊

### Well Done Freddie!

It's been great to see so many children wearing poppies around school this week. A special mention goes out to Freddie in 3A for bringing in a whole tub of coins to donate to The Poppy Appeal! Well done Freddie!





## PE News

### PE Focus – Girl's Basketball Competition at Sir William Stanier School

On Wednesday 9<sup>th</sup> November, 5 girls from Y6 were selected to represent the school in a girl's basketball competition. The girls played against 3 other teams and managed to win of their first match. All of their hard work in the practices with Miss Brown during lunchtimes over the last couple of weeks had shown in the matches they played. The way the girl's dribbled and managed to score some 3 pointers was a massive achievement. Mr Barton and Miss Brown were so proud of the girls.



## Sport Clubs News

This half term, clubs will run from Monday 7<sup>th</sup> November – Thursday 15<sup>th</sup> December. All clubs, including those delivered by outside providers, will be free of charge. If your child is interested in taking part in any of our clubs, please sign them up through Arbor as all the clubs are live, there are still some spaces left in some clubs. If Arbor won't let you make a booking it is likely the club is full.

Please make sure your child has got the right sports kit for the club they are attending such as tracksuit bottoms and a waterproof jacket as the weather is getting colder.

### Monday

#### Year 1 & 2 Gymnastics Club with Jasmine and Alisha Evanson from Cheshire Gymnastics

11:45am till 12:25pm

#### Year 1 & 2 Football Club with Miss Brown

3:05pm till 4:05pm

#### Year 3 – 6 Basketball Club with Mr Barton

3:15pm till 4:15pm

---

### Tuesday

#### Year 3- 6 Gymnastics Club with Jasmine and Alisha Evanson from Cheshire Gymnastics

12pm till 12:35pm

Year 3 & 4 Football Club with Miss Brown

3:15pm till 4:15pm

Year 3-6 Athletics Club with Mr Barton

3:15 till 4:15pm

---

Thursday

Year 3 – 6 Dodgeball club with Miss Brown and Mr Barton

3:15pm till 4:15pm

---

Friday

Year 1 & 2 Multi sports with Miss Brown

3:05pm till 4:05pm

Year 5 & 6 Football Club with Mr Barton

3:15pm till 4:15pm

Please ensure that ALL children are collected from clubs outside the main reception on time.



Active Home Challenge



How many times can you skip in 60 seconds?

Can you beat Mr Barton's score 21 times in 60 seconds !!

Once you have completed the challenge, please let Mr Barton know  
and you will win a raffle ticket.



## World Science Day 2022

World Science Day is celebrated every 10th November, this year the focus is Peace and Development which highlights the significant role of science in society and the need to engage the wider public in debates on emerging scientific issues. It also underlines the importance and relevance of science in our daily lives.

World Science Day for Peace and Development aims to ensure that we are kept informed of developments in science. It also highlights the role scientists play in broadening our understanding of the remarkable, fragile planet we call home and in making our societies more sustainable.

Below is a link if you wish to find out more

<https://www.un.org/en/observances/world-science-day>

If you would like to celebrate World Science Day, we have attached some fun experiments for you to try out and enjoy with your children at home.

### **Bouncy Egg**

#### Science Experiment



#### **Method**

1. Place the boiled egg in the bowl.
2. If you would like the finished egg to be coloured, add a few drops of food colouring to the vinegar.
3. Cover the boiled egg with vinegar and cover the bowl with cling film.
4. Leave for 3-5 days.
5. After 3 days, remove the egg from the bowl and rinse the shell off the egg under a gently running tap.

#### **You will need:**

One boiled egg  
White vinegar  
Food colouring (optional)  
Bowl  
Cling film

# My Heart

## Science Experiment



### Method

1. Sit in the book corner quietly, then put your hand on your chest and listen carefully to your heart.
2. Start the timer and count how many heartbeats you feel in 20 seconds.
3. Walk slowly around a room, or in an outside area.
4. Stand still and start the timer and count how many heartbeats you feel in 20 seconds.
5. Stand still and start the timer and jog for 1 minute in an outside area.
6. Stand still and start the timer and count how many heartbeats you feel in 20 seconds.

### You will need:

Timer

We hope you find the information on our website and resources useful. The activities set out in this resource are potentially hazardous. The activities are not suitable for all children and adult supervision may be required for some of the activities. It is your responsibility to assess whether the children in your care are able to safely carry out the activities and whether the children require adult supervision. You are responsible for carrying out proper risk assessments on the activities and for ensuring that activities can be carried out safely. We are not responsible for the health and safety of your group or environment so, insofar as it is possible under the law, we cannot accept liability for any loss suffered by anyone undertaking the activity or activities referred to or described in this resource. It is also your responsibility to ensure that those participating in the activity are fit enough to do so and that you or the organisation you are organising for has the relevant insurance to carry out the physical activity. If you are unsure in any way, we recommend that you take guidance from a suitably qualified professional.





# Gummy Bear

## Science Experiment



### Method

1. Choose a gummy bear.
2. Fill the cup 1/3 full with water.
3. Place the gummy bear in the water.
4. Leave for up to 4 days.
5. Compare with a gummy bear that has not been added to water.

### You will need:

Water


Clear plastic cup

Gummy bears

We hope you find the information on our website and resources useful. The activities set out in this resource are potentially hazardous. The activities are not suitable for all children and adult supervision may be required for some of the activities. It is your responsibility to assess whether the children in your care are able to safely carry out the activities and whether the children require adult supervision. You are responsible for carrying out proper risk assessments on the activities and for ensuring that activities can be carried out safely. We are not responsible for the health and safety of your group or environment so, insofar as it is possible under the law, we cannot accept liability for any loss suffered by anyone undertaking the activity or activities referred to or described in this resource. It is also your responsibility to ensure that those participating in the activity are fit enough to do so and that you or the organisation you are organising for has the relevant insurance to carry out the physical activity. If you are unsure in any way, we recommend that you take guidance from a suitably qualified professional.

# Message on a Banana

## Science Experiment



### Method

1. Use the cocktail stick to mark a pattern, draw a picture, or write a message on the banana skin. Press firmly enough to dent the skin, but not too hard to break through the skin.
2. Wait for the message, picture, or pattern to appear.

### You will need:

Banana

Cocktail stick

# Sugar Crystal Sparklers

## Science Experiment

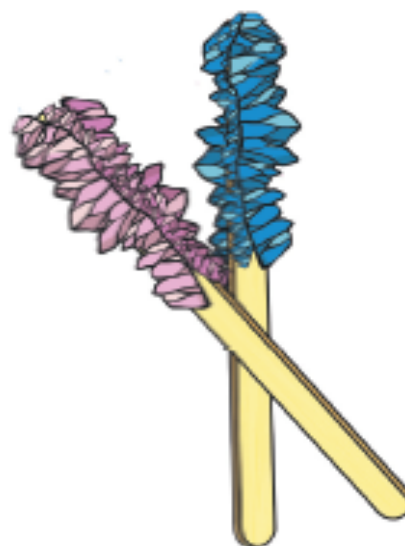


### Method

1. Before the activity, pour a cup of very hot water (just-boiled water works best so an adult should do this step) into the jug.
2. Add a cup of sugar to the mixture, a spoonful at a time and stir the mixture until all the sugar dissolves. As the water is still very hot, this step is best do to before children participate in the experiment.
3. Carefully pour the mixture into the clean jar.
4. Add a few drops of food colouring to the mixture and stir.
5. Dip the skewer into the warm mixture and then sprinkle some extra sugar onto the wet end of the skewer and leave it to dry.
6. Once the mixture in the jar has cooled, attach a clothes peg to the clean end of the skewer and balance it on the jar, so that the sugary end of the skewer is in the sugary mixture.
7. Leave the jar in a warm place for a few days and watch as sugar crystals develop on the end of the skewer, making a sugar crystal sparkler!

### You will need:

- Very hot water
- Jug
- Spoon
- Wooden skewer (blunt if possible)
- Sugar
- Food colouring
- Jar
- Clothes peg



If you do complete any of the science experiments the we'd love to see them. Please email or bring in photos for us to celebrate in school.



# Attendance

## Wk 31.10.22 – 04.11.22

Target 96%

Reception A – 93.3%

Reception B – 95.8%

1A – 94.3%

1B – 95.5%

2A - 94.8%

**2B – 96.6% 😊**



KS1 Attendance for last week - 95.1% 😞

Whole school attendance for the academic year – 95.3% 😞

---

# Attendance

## Wk - 31.10.22 – 04.11.22

Target 96%

3A = 94.8%

3B = 95.8%

4A = 93.7%

4B = 97%

5A = 95.6%

5B = 96.8%

6A = 92.9%

**6B = 97.1% 😊**



KS2 for the week = 95.4% 😞

Whole school attendance for the academic year – 95.3% 😞

---

## British Values



### UN Rights of a Child



It might be we own a pet, want to help a pet in need or can no longer care for a pet. These are all issues that affect us and we all have the right to give our opinions freely on them.



12  
RESPECT FOR CHILDREN'S VIEWS

© Pickles News 2022



### British Values



### Democracy

We all have a voice. We can use our voice to share our opinions and support the things that matter to us. For some, this might be caring for pets in need.



© Pickles News 2022

## Ideas for play at home

Here are some things you can try at home. Remember, always follow what your child is interested in and play their way! Get down to your child's level so you can see what they are doing and really get involved. Most of all, have fun!

<b>People Games</b>	<ul style="list-style-type: none"> <li>Tickles</li> <li>Peek-a-boo</li> <li>Chase</li> <li>Dancing</li> <li>Action Rhymes</li> </ul>	No toys needed, just a good playmate! Watch for your child to show you if they want more—if they're not using words yet they may look, point, laugh or gurgle. These are all important steps in learning to talk!
<b>Exploring the World</b>	<ul style="list-style-type: none"> <li>Messy Play</li> <li>Sensory baskets / bags</li> <li>Painting</li> <li>Play-doh / kinetic sand</li> </ul>	Children love exploring the world with their hands and all their senses. Talk about what your child is experiencing. Wear old clothes and protect your surfaces—don't be afraid of getting messy!
<b>Pretend Play</b>	<ul style="list-style-type: none"> <li>Tea party</li> <li>Help with household chores</li> <li>Tool bench</li> <li>Going to the doctor / vet</li> </ul>	Act out everyday routines with you child. Talk about what they are doing as they do it. They will love getting their favourite toys involved in these everyday experiences!
<b>Imaginary Worlds</b>	<ul style="list-style-type: none"> <li>Using small world figures</li> <li>Dressing up</li> <li>Acting out favourite stories</li> <li>Making up stories together</li> </ul>	Let your child take the lead on this one. They will enjoy giving you a role in the story and telling you what is going to happen next!

## Top Tips for Parents

### The more I play, the more I'll learn to say!



Babies and children learn language through hands-on play experiences



Find us on Facebook!  
'Cheshire East Chatters'



## Did You Know?

### Play is important because it:

- Supports brain development
- Enables children to explore their world
- Allows learning of new words and concepts through hands-on experience
- Develops social skills
- Builds confidence
- Encourages children to be creative and imaginative
- Supports attachment and bonding



### There are many different ways to play with your child

You don't always need toys—tickles, dancing, rough and tumble and peek-a-boo will all produce giggles!

Children learn through exploring in their own way—this may not always seem 'the right way'

Young children will often put toys in their mouths—this is their way of exploring!

Acting out daily routines in play gives children lots of chances to hear the same words over and over — this is how they will learn to talk

Taking turns in play is a great way to support social skills, listening and attention — all whilst having fun!

Older children will be more creative in their play. Follow their lead and see where their imagination takes you!





CANCER  
RESEARCH  
UK



Happily this year we are able to hold a normal Christmas Fair but still giving priority to children seeing Santa. Our usual stalls and games will be in the Main Hall. Refreshments will be served in the Cafe in the side room on the right of the hall. In the other side room we are, for the first time, introducing a Face, Hair & Nails experience in addition to our Book stall.

# SEE SANTA

WISTASTON MEMORIAL HALL

10am to 3pm

Sat Nov 19

Just £4 for a present from Santa

# **FREE!!!**

## **Brass and Percussion Workshop!**

### **Lions Youth Brass**

*In association  
with Brass  
Bands England  
and The Love  
Music Trust.*

**Ages up to 13:  
10am – 1pm**

**Ages 14 to 18:  
10am – 4pm.**

**(Packed lunch is  
needed)**

*led by  
professionals  
Paul Fisher and  
Alex Kenyon.*

**Please bring your own instrument or request a loan for the workshop.**



**Date: Saturday 20<sup>th</sup>  
November**

**Location: Sandbach  
Boys School**

**We are a totally diverse community  
organisation who welcome young  
people from all backgrounds**

**please email Nigel Birch to register.**

**[nigelcbirch@gmail.com](mailto:nigelcbirch@gmail.com)**





## Free Family Drop-in Sessions

on Monday's

At 3 Chester Bridge, Crewe, CW2 7EF

3.30-5.30pm

Term Time only

Come and join us for crafts, games and fun in  
the disco

For more information contact Mabyn on

[mabyn.meredith@wishingwellproject.net](mailto:mabyn.meredith@wishingwellproject.net)

or message our Facebook group @TheWishingWellCharity

A vertical graphic for a 'Christmas Toy Appeal'. It features a green Christmas tree on the left with yellow, blue, and orange ornaments, red and white candy canes, and a red and white striped garland. At the top left is the 'Wishing Well' logo. A large yellow star with a white trail is positioned above the text. At the bottom are several wrapped gifts in purple, red, yellow, and blue. The background is blue with white stars.

## Christmas Toy Appeal

We are looking at making Christmas Special again this year by supporting local families

**We are looking for donations of new toys, books, gift vouchers, Chocolates and wrapping paper**

Last day for donations is 12<sup>th</sup> December  
If you can Help with a donation, no matter how big or small,

Please contact Mabyn Meredith  
[mabyn.meredith@wishingwellproject.net](mailto:mabyn.meredith@wishingwellproject.net)

To arrange collection or drop off at our children and Families hub, 3 Chester Bridge, Crewe CW2 7EF.  
Or contact us via Facebook on @TheWishingWellCharity



At National Online Safety, we believe in empowering parents, carers and trusted adults with the information to hold an informed conversation about online safety with their children, should they feel it is needed. This guide focuses on one of many apps which we believe trusted adults should be aware of. Please visit [www.nationalonlinesafety.com](http://www.nationalonlinesafety.com) for further guides, hints and tips for adults.

# What Parents & Carers Need to Know about YOUTUBE KIDS

YouTube Kids is a child-friendly version of YouTube which offers a colourful and easy-to-navigate environment that's suitable for young children. This app is easily accessible and available for mobile devices, which can be downloaded without needing the YouTube app on the device. Despite YouTube Kids seeming like a very child-friendly platform, it has raised concerns over its advertising and inappropriate content seeping through the curation process.

## SETTING UP

1 Download the YouTube Kids app and connect your own YouTube channel.

2 Input your child's name, age and birth month.

3 Select the types of videos you want to include for your child based on their age and your own personal choice.

4 If you decide to approve the content yourself, the app will present you with sample videos for you to accept and reject.

5 Once you've made your choice, you're ready to use the app!

## Advice for Parents & Carers

### REMOVE ADVERTISEMENTS

Like YouTube, adverts on YouTube Kids are also quite pervasive. If you decide you don't want your child being exposed to adverts, you can subscribe to YouTube Premium which will remove adverts on YouTube Kids. However, it's worth remembering that this doesn't block adverts that content creators decide to make as part of their content, and children are still able to access channels from branded fast food or toy companies.

### BE WARY OF UNSUITABLE CONTENT

YouTube Kids has a far lower chance of showing unsuitable material than YouTube, but there are still reports of malicious users deliberately uploading inappropriate content. It's important that your child feels able to talk to you if they were ever exposed to upsetting content in the future. It's also safest to report inappropriate videos: tap the three dots in the corner of the video and select 'Report'.

### DISABLE SEARCH OPTION

YouTube Kids allows you to disable the search feature, which you may find useful in preventing your child from unintentionally finding age-inappropriate content. Doing this will also give you more control over what your child is watching. It's also worth noting that setting an age limit will ensure that your child is only exposed to recommended videos that are deemed suitable for their age group.

### RESTRICT VIEWING TIME

The YouTube Kids app provides you with the option of setting up a timer to monitor and limit your child's daily usage, which automatically stops the video when it reaches the set time. It may be best to make use of this feature to prevent screen addiction - which can potentially lead to children staying up too late, affecting their mood and concentration the following day.

### MONITOR WATCH HISTORY

YouTube Kids has also made it possible for parents and carers to see what their children are watching on the app by clicking on the 'Recommended' icon on the top right of the home screen. It may also be worth having a look at what your child has recently watched by clicking on their history tab. The red bar on the video shows how much of the video has been watched.

### WATCH TOGETHER

It's important to make YouTube Kids a fun and positive experience for your child. This may require spending time finding channels and content that you and your child will enjoy and benefit from. Try introducing family sessions where you can share the most enjoyable videos that you and your child have recently watched. This can be a great way of giving you and your child many new things to talk about with each other.

## Meet Our Expert

Clare Godwin (a.k.a. Lunawolf) has worked as an editor and journalist in the gaming industry since 2015, providing websites with event coverage, reviews and gaming guides. She is the owner of Lunawolf Gaming and is currently working on various gaming-related projects including game development and writing non-fiction books.

